


## 2. Getting Started

### Logging On to *Cerner Millennium*

---

Complete the following steps to log onto the system,:



1. From your desktop, double-click the appropriate role specific  icon. This would be *FirstNet* for ED Physicians and Residents with ED encounters, *SurgiNet* for CRNAs and Anesthesiologists, and *PowerChart* for all remaining roles.
2. The *Cerner Millennium* log-on screen opens.
3. Enter your user name and password.

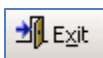
© 2006 Cerner Corporation, Kansas City, Missouri.  
 Access and use of this solution system are governed by the license from Cerner Corporation. Unauthorized use, access, reproduction, display or distribution of any portion of this solution, system or the data contained therein may result in severe civil damages and criminal penalties. Further information may be found in Help About.

4. Click OK.

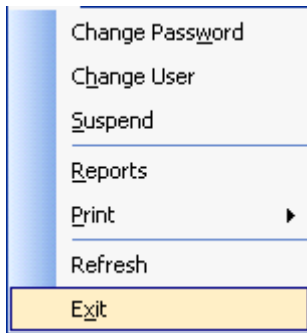
### Logging Out of *Cerner Millennium*

---

When you have completed your activities, remember to exit out of the application for security purposes.

1. From the Toolbar, click Exit .

2. Or, from the Task menu, select Exit.



3. An Exit Application dialog box opens. Select the appropriate option and click Yes.

